


Flow - Fly

La linea retta è la linea per eccellenza e quando si segmenta offre allo sguardo la pulita e solida compattezza delle superfici quadrangolari, che qui diventano elemento architettonico di sostegno e scorrimento.

The right line is the line par excellence and when it divides, it offers the eyes the clean and strong compactness of the square surfaces, here becoming architectural element of support and sliding.

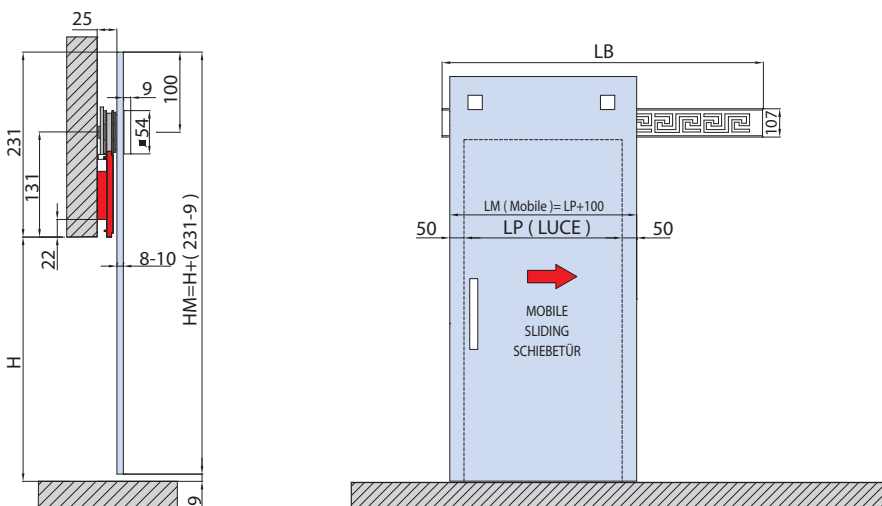
Die perfekte rechteckige Linie bietet dem Auge klare und kompakte Formen. Die rechteckige Form der Laufschiene unterstützt das architektonische Element und die Funktion.

Anteprima 2014



Flow V-8500

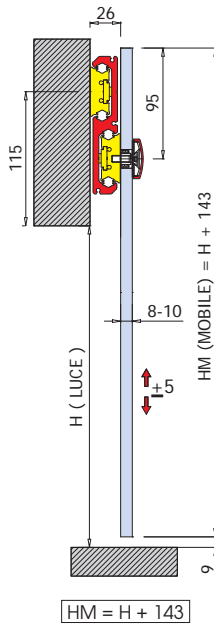
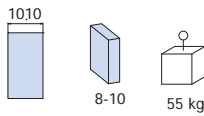
Sistema scorrevole con ruote a vista su binario quadro decorato
 Sliding system with visible point rollers and square decorated rail
 Schiebetürsystem mit Punkttroller und Laufschiene in rechteckigem Design
 pag. 34



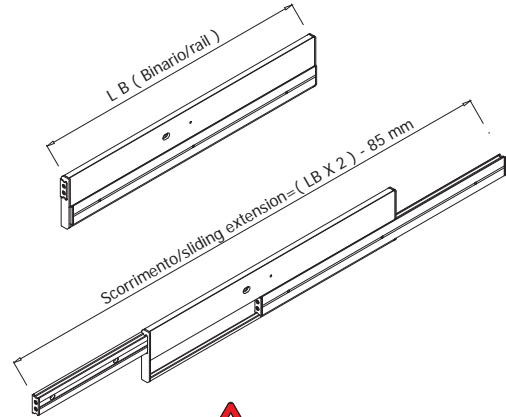
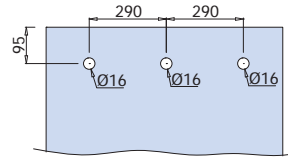
Scorrevole Fly® V-8600

Sistema scorrevole per un'anta con binario telescopico
 Sliding system for one panel with telescopic rail
 1 Flügeliges Schiebetürsystem mit Teleskopische Laufschiene

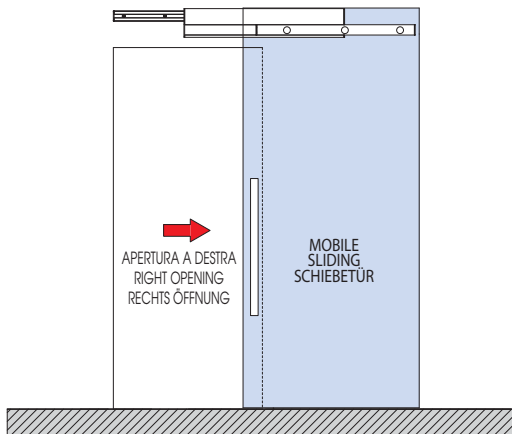
Anteprima 2014



Lavorazione vetro
 Glass preparation
 Glasbearbeitung



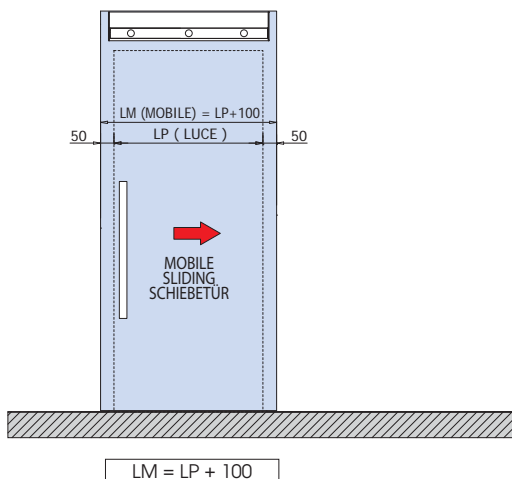
indicare sempre il senso di apertura destra o sinistra
 Inform always opening direction left or right
 Immer Öffnungsrichtung links bzw. rechts angeben



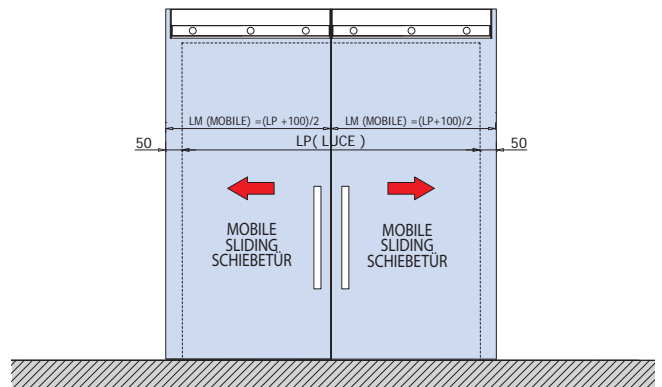
LB Lunghezza binario Rail length Laufschienelänge	LM Larghezza anta Glass width Glasbreite
710	710 - 760
760	760 - 810
810	810 - 860
860	860 - 910
910	910 - 960
960	960 - 1010

V-8600 set 1

V-8600 set 2



$LM = LP + 100$



$LM = (LP + 100) / 2$

AN = Alluminio anodizzato
 Aluminium anodized
 Aluminium Silberfarbig

H = Altezza passaggio luce
 Clear opening height
 Lichte Höhe
 LP = Passaggio luce
 Clear opening width
 Lichte Breite

HM = Altezza anta mobile
 Sliding glass height
 Schiebeflügel Höhe
 LM = Larghezza vetro
 Glass width
 Glasbreite


LB = Lunghezza binario
 Rail length
 Laufschienelänge

xme291b



FLOW - FLY

Anteprima 2014



Fly V-8600

Sistema scorrevole per un'anta con binario telescopico
Sliding system for one panel with telescopic rail
1 Flügeliges Schiebetürsystem mit Teleskopische Laufschiene
pag. 36

